


Van Zandt County
Monthly Financial & Investment Report
Month Ending January 31, 2021

TO BE RECORDED IN THE MARCH 3, 2021 MINUTES

OF THE COMMISSIONERS' COURT

BY VAN ZANDT COUNTY CLERK.


SUBMITTED THIS THE 24TH DAY OF FEBRUARY 2021




Kenny Edwards, Treasurer

The Van Zandt County Commissioners' Court, having reviewed the Treasurer's Report as presented, having taken reasonable steps to ensure its accuracy, and based upon presentations of the Treasurer's Office, does hereby approve the Report, subject to the independent auditor's review and does further order that it be filed with the official minutes of this meeting. {LGC 114.026(c)}

In addition, the below signatures affirm that the Treasurers' Report complies with statutes as referenced. {LGC 114.026(d)}S




Don Kirkpatrick, Van Zandt County Judge




Chad LaPrade
Commissioner Precinct #1



Keith Pearson
Commissioner Precinct #3



Virgil Melton, Jr.
Commissioner Precinct #2



Tim West
Commissioner Precinct #4

FUND NAME	CHECKING ACCOUNT	CHECKING AMOUNT	TDOA ACCOUNT	TDOA AMOUNT	FUND TOTAL
2021 010 GENERAL FUND	FIN CLEAR AMERICAN CTY JURY	429,149.37	TDOA MBIA	3,336,986.35	4,710,494.68
2021 012 RESERVE FUNDS	FIN CLEAR	3,411.00	TDOA MBIA		8,480,041.40
2021 015 SHERIFF CHAPTER 59 FORFEITURE AMERICAN	FIN CLEAR AMERICAN	2,433.02	TDOA MBIA	16,355.24	18,788.26
2021 016 DA FORFEITURE FUND	FIN CLEAR		TDOA MBIA		
	ESCRROW #1	7,452.42			
	ESCRROW #2	16,369.54			
	ESCRROW #3	23,914.26			
	ESCRROW #4	23,914.26			
	ESCRROW #5	780.21			
	ESCRROW #6				
	ESCRROW #7				
	ESCRROW #8				
	ESCRROW #9	29,049.06			
	ESCRROW #10				
	ESCRROW #11				
	ESCRROW #12				
	ESCRROW #13				
	ESCRROW #14				
	ESCRROW #15				
	ESCRROW #16				
	ESCRROW #17	6,478.50			
	ESCRROW #18				
	ESCRROW #19				
	ESCRROW #20	52,402.81			
	ESCRROW #21				
	ESCRROW #22				
	ESCRROW #23				
	ESCRROW #24				
	ESCRROW #25				
	ESCRROW #26	1,001.41			
	ESCRROW #27	2,926.61			
	ESCRROW #28				
	ESCRROW #29				
	ESCRROW #30				
	ESCRROW #31				
	ESCRROW #32				
	ESCRROW #33	9,660.62			
	ESCRROW #34				
	ESCRROW #35				
	ESCRROW #36	3,133.97			
	ESCRROW #37				
	ESCRROW #38				
	ESCRROW #39				
	ESCRROW #40				
	ESCRROW #41				
	ESCRROW #42				
	ESCRROW #43				
	ESCRROW #44				
	ESCRROW #45				

DATE 02/14/2021 TIME 09:50

COMBINED STATEMENT OF CASH POSITION FOR JANUARY

FUND NAME	CHECKING ACCOUNT	CHECKING AMOUNT	TDOA ACCOUNT	TDOA AMOUNT	FUND TOTAL
2021 017 BUILDING SECURITY FUND	ESCROW #46				
	ESCROW #47				
	ESCROW #48				
	ESCROW #49				
	ESCROW #50				
	ESCROW #51				
	ESCROW #52				
	ESCROW #53				
	ESCROW #54				
	ESCROW #55				
	ESCROW #56				
	ESCROW #57				
	ESCROW #58				
	ESCROW #59				
	ESCROW #60				
	ESCROW #61				
	ESCROW #62				
	ESCROW #63				
	ESCROW #64				
	ESCROW #65				
ESCROW #66					
ESCROW #67					
ESCROW #68					
ESCROW #69					
ESCROW #70					
ESCROW #71					
ESCROW #72					
ESCROW #73					
ESCROW #74					
ESCROW #75					
ESCROW #76					
ESCROW #77					
ESCROW #78					
ESCROW #79					
ESCROW #80					
ESCROW #81					
ESCROW #82					
ESCROW #83					
ESCROW #84					
ESCROW #85					
ESCROW #86					
ESCROW #87					
ESCROW #88					
	FIN CLEAR	640.53			
					153,809.94
2021 017 BUILDING SECURITY FUND	FIN CLEAR	7,486.50	TDOA	20,017.39	27,503.89
			MBIA		
2021 018 JUSTICE COURT BLDG SECURITY FUND	FIN CLEAR	2,284.14	TDOA	9,412.83	11,696.97
2021 019 DA FOREFTURE FUND	ESCROW #13				
	ESCROW #14				
	ESCROW #15				
	ESCROW #16				
	ESCROW #45				
	FIN CLEAR	74,079.84	TDOA	455,553.75	
2021 021 ROAD & BRIDGE - PCT. 1					

DATE 02/14/2021 TIME 09:50

COMBINED STATEMENT OF CASH POSITION FOR JANUARY

FUND NAME	CHECKING ACCOUNT	CHECKING AMOUNT	TDOA ACCOUNT	TDOA AMOUNT	FUND TOTAL
2021 022 ROAD & BRIDGE - PCT. 2	FIN CLEAR	86,320.89	TDOA MBIA	444,090.60	1,597,881.12
2021 023 ROAD & BRIDGE - PCT. 3	FIN CLEAR	82,544.44	TDOA MBIA	1,067,469.63	1,370,873.55
2021 024 ROAD & BRIDGE - PCT. 4	FIN CLEAR	75,062.82	TDOA MBIA	758,277.18	1,101,987.92
2021 026 ROAD & BRIDGE - GEN	FIN CLEAR	4,658.94	TDOA MBIA	555,052.31	5,680.70
2021 035 VICTIM COORDINATOR GRANT	FIN CLEAR	13,231.59-	TDOA MBIA	1,021.76	13,231.59-
2021 036 DA FORFEITURE FUND II	FIN CLEAR	27,867.07	TDOA MBIA	471,872.79	55,096.35
2021 037 CONSTABLE PCT #4 SEIZURE	FIN CLEAR	105.89	TDOA MBIA	27,229.28	5,990.43
2021 040 COUNTY LAW LIBRARY FUND	FIN CLEAR	4,814.97	TDOA MBIA	5,884.54	74,559.54
2021 042 COUNTY FREE LIBRARY	FIN CLEAR	28,484.06	TDOA MBIA	69,744.57	28,484.06
2021 047 DIGITIZE RECORDS	FIN CLEAR	10,949.56	TDOA MBIA	92,969.91	103,919.47
2021 048 SUPPLEMENTAL GUARDIANSHIP	FIN CLEAR	2,038.22	TDOA	34,467.52	36,505.74
2021 049 COUNTY CHLD ABUSE PREVENTIOFIN CLEAR	FIN CLEAR	2,448.00	TDOA	8,285.86	10,733.86
2021 050 COURT RELATED PROGRAMS	FIN CLEAR	3,965.80	TDOA MBIA	.03	3,965.83
2021 052 COUNTY & DISTRICT TECH FUND FIN CLEAR	FIN CLEAR	1,447.76	TDOA MBIA	4,991.16	6,438.92
2021 053 CAPITALCREDITSECONOMICDEVELOPFIN CLEAR	FIN CLEAR	2,781.18	TDOA MBIA	311,626.11	349,411.02
2021 054 DISTRICT CLERK TECHNOLOGY FUFIN CLEAR	FIN CLEAR	6,321.24	TDOA	35,003.73	36,366.62
2021 055 CHAPTER 19	FIN CLEAR		TDOA MBIA	30,045.38	
2021 056 COUNTY RECORDS FUND	FIN CLEAR	6,252.70	TDOA MBIA	145,133.72	151,386.42
2021 057 COUNTY CLERK RECORDS FUND	FIN CLEAR	7,952.10	TDOA MBIA	266,972.86	274,924.96

FUND NAME	CHECKING ACCOUNT	CHECKING AMOUNT	TDOA ACCOUNT	TDOA AMOUNT	FUND TOTAL
2021 058 DISTRICT CLERK RECORDS FUND	FIN CLEAR	4,131.54	TDOA	9,435.82	13,567.36
2021 059 COUNTY CLERK ARCHIVE	FIN CLEAR	14,054.40	TDOA	496,845.90	510,900.30
2021 070 PERMANENT IMPROVEMENT FUND	FIN CLEAR	2.05	TDOA MBIA		2.05
2021 075 RIGHT-OF-WAY FUND	FIN CLEAR		TDOA MBIA		
2021 084 TAX ANTICIPATION NOTES	FIN CLEAR		TDOA MBIA		
2021 085 DEBT SERVICE FUND	DEBT CL	30,591.98	TDOA MBIA	666,145.81	696,737.93
2021 087 VZC INDIGENT HEALTH PROGRAM	FIN CLEAR	18,086.21	TDOA MBIA	104,192.06	122,278.27
2021 088 SOIL CONSERVATION DIST FUND	FIN CLEAR	42,994.88	TDOA MBIA	69,375.33	112,370.21
2021 090 APPELLATE JUSTICE SYSTEM FUNFIN	CLEAR	420.35	TDOA MBIA		420.35
2021 095 PAYROLL CLEARING ACCOUNT.	PAYCLEAR	194,039.82	MBIA		194,039.82
2021 096 GEN FIXED ASSETS ACCOUNT GRP			MBIA		
2021 097 LONG TERM DEBT GROUP			MBIA		
2021 131 VAN ZANDT COUNTY JAIL	FIN CLEAR	1,011.24	TDOA MBIA	986,012.68	1,187,023.92
2021 132 VAN ZANDT COUNTY SHERIFF DEPT	FIN CLEAR	4,950.01	TDOA MBIA	797,000.00	792,049.99
2021 145 SOLID WASTE GRANT	FIN CLEAR				
2021 147 2020 HAVA CARES ACT	FIN CLEAR	1,847.52	TDOA MBIA	15,033.63	16,881.15
2021 400 FRUITVALE 2011 TXCDBG	710056WATER				
2021 401 BENWHELETERWSC	7134891131115				
2021 402 LITTLEHOPEMOOREWSC	7130260813				
2021 540 PRETRIAL SUPERVISION	FIN CLEAR	5,480.74	TDOA	125,641.03	131,121.77
2021 541 COMMUNITY SUP & CORRECTIONS	FIN CLEAR	6,863.09	TDOA MBIA	330,620.66	337,483.75
2021 542 ADULT PROBATION CIVIL	FIN CLEAR	7,794.09	TDOA MBIA	51,157.58	370,297.04
				311,345.37	

FUND NAME	CHECKING ACCOUNT	CHECKING AMOUNT	TDOA ACCOUNT	TDOA AMOUNT	FUND TOTAL
2021 543 HIGH RISK SUBSTANCE ABUSE -CFIN CLEAR		4,229.63	TDOA MBIA		4,229.63
2021 544 HIGH RISK SEX OFFENDER -CCP FIN CLEAR		2,943.65	TDOA		2,943.65
2021 545 GRANT C COMMIT REDUCTION PROFIN CLEAR		308.56			308.56
2021 546 JUVENILE PROBATION FUND	FIN CLEAR	19,263.74	TDOA MBIA	125,000.00	264,263.74
				120,000.00	
2021 547 VZCJPD STATE AID GRANT A	FIN CLEAR	49,601.10	TDOA MBIA		49,601.10
2021 549 VZCJPD - GRANT N	FIN CLEAR	4,479.81	TDOA MBIA		4,479.81
2021 550 D A SUPPLEMENTAL FUND	FIN CLEAR	3,768.98	TDOA MBIA		3,768.98
2021 551 VOICES - JUV CJD GRANT	FIN CLEAR		TDOA		
2021 552 ETCOG RESIDENTIAL	FIN CLEAR	961.00-			961.00-
2021 555 JUVENILE PROBATION INTEREST FIN CLEAR		92.36	TDOA MBIA	24,004.41	24,110.80
				14.03	
2021 556 REGIONAL SERVICE ENHANCEMENTFIN CLEAR		15,224.99			15,224.99
2021 558 GRANT S	FIN CLEAR	.45			.45
2021 559 MENTAL IMPAIRMENT CASELOAD	FIN CLEAR	4,984.96	TDOA MBIA		4,984.96
2021 565 INDIGENT DEFENSE GRANT	FIN CLEAR	9,239.10	TDOA	35,642.64	44,881.74
2021 567 FIRE MARSHAL	FIN CLEAR	12,610.62	TDOA MBIA	92,279.16	214,901.98
				110,012.20	
2021 568 TECHNOLOGY RESOURCES	FIN CLEAR	1.07	TDOA		1.07
2021 569 HAVA ELECTION GRANT	FIN CLEAR	159.98	TDOA	15,213.25	15,373.23
2021 570 GOLDEN WATER SUPPLY CORP					
2021 580 D.A. CHECK COLLECTION FUND	FIN CLEAR	955.45	TDOA MBIA	10,679.32	11,634.77
2021 591 CONSTABLE #1 TLEOSE FUND	FIN CLEAR	2,409.43	TDOA MBIA	.33	2,409.76
2021 592 CONSTABLE #2 TLEOSE FUND	FIN CLEAR	2,692.48	MBIA		2,692.48
2021 593 CONSTABLE #3 TLEOSE FUND	FIN CLEAR	1,359.92	MBIA		1,359.92
2021 594 CONSTABLE #4 TLEOSE FUND	FIN CLEAR	25.19	TDOA MBIA	4,904.59	4,929.78

DATE 02/14/2021 TIME 09:50

COMBINED STATEMENT OF CASH POSITION FOR JANUARY

GELL102 PAGE

FUND NAME	CHECKING ACCOUNT	CHECKING AMOUNT	TDOA ACCOUNT	TDOA AMOUNT	FUND TOTAL
2021 595 SHERIFF TLEOSE FUND	FIN CLEAR	735.26	TDOA MBIA	9,008.88	9,744.14
2021 596 DA TLEOSE FUND	FIN CLEAR	1,962.77	MBIA	57,689.29	1,962.77
2021 600 JUSTICE COURT TECHNOLOGY FUNDFIN CLEAR		1,967.33	TDOA MBIA	16,082.93	59,656.62
2021 800 CONTRIBUTION RELIEF FUND	FIN CLEAR		TDOA		16,082.93
2021 802 VETERAN'S MEMORIAL WALL FUNDFIN CLEAR			TDOA		
2021 803 HISTORICAL COMMISSION	FIN CLEAR	4,232.62	TDOA	5,285.27	9,517.89
2021 804 VAN TORNADO-ASSISTANCE	FIN CLEAR				
2021 805 FEMA - DEC 2015 STORM	FIN CLEAR		TDOA		
2021 806 FEMA APRIL 2016 STORM	FIN CLEAR				
2021 807 HAZARD MITIGATION GRANT	FIN CLEAR		TDOA		
2021 808 COURTHOUSE PLANNING GRANT	FIN CLEAR	84,714.56-			84,714.56-
2021 809 PRETRIAL INTERVENTION PROGRAMFIN CLEAR		12,684.42	TDOA	49,849.84	62,534.26
2021 810 SHERIFF JUSTICE FORFEITURE FIN CLEAR		870.00	TDOA	25,451.05	26,321.05
2021 811 SHERIFF TREASURY FORFEITURE FIN CLEAR			TDOA		
2021 812 CONSTABLE PCT #1 FORFEITURE FIN CLEAR		500.00	TDOA	500.00	500.00
2021 813 VOICES - JUV CJD GRANT	FIN CLEAR	13,854.58-			13,854.58-
2021 814 LOCAL TRUANCY PREVENTION & DFIN CLEAR		6,146.16	TDOA		6,146.16
2021 815 COVID -19	FIN CLEAR	39,649.70-	TDOA MBIA	47.50	39,602.20-
2021 816 COUNTY INFRASTRUCTURE FUND GRANTFIN CLEAR		12.61	TDOA MBIA		12.61
TOTAL		1,360,088.56		18,778,030.85	20,138,119.41

CHECK ACCOUNT

ACCOUNT BALANCE - FIN CLEAR	978,235.82
ACCOUNT BALANCE - CITY JURY	3,411.00
ACCOUNT BALANCE - ESCROW #4	7,452.42
ACCOUNT BALANCE - ESCROW #5	16,369.54
ACCOUNT BALANCE - ESCROW #6	23,914.26
ACCOUNT BALANCE - ESCROW #7	29,780.21
ACCOUNT BALANCE - ESCROW #10	29,049.06
ACCOUNT BALANCE - ESCROW #17	6,478.50
ACCOUNT BALANCE - ESCROW #19	52,402.81
ACCOUNT BALANCE - ESCROW #26	1,001.41
ACCOUNT BALANCE - ESCROW #27	2,926.61
ACCOUNT BALANCE - ESCROW #34	9,660.62
ACCOUNT BALANCE - ESCROW #36	3,133.97
ACCOUNT BALANCE - ESCROW #84	640.53
ACCOUNT BALANCE - DEBT CL	30,591.98
ACCOUNT BALANCE - PAYCLEAR	194,039.82
TOTAL	1,360,088.56

TDOA ACCOUNT

ACCOUNT BALANCE - TDOA	9,967,344.62
ACCOUNT BALANCE - MBIA	8,810,686.23
TOTAL	18,778,030.85

DATE 02/14/2021 09:50

COMBINED STATEMENT OF REVENUES AND EXPENSES FOR JANUARY

THRU JANUARY

FUND NAME	**** MONTH TO DATE **** REVENUES	***** EXPENSES	***** YEAR TO DATE ***** REVENUES	***** EXPENSES
2021 GENERAL FUND	3,982,902.71	557,002.74	7,364,066.45	3,368,608.58
2021 RESERVE FUNDS	.00	.00	.00	.00
2021 SHERIFF CHAPTER 59 FORFEITURE	1.10	.00	5.87	.00
2021 DA FORFEITURE FUND	.00	.00	.00	.00
2021 BUILDING SECURITY FUND	5,452.86	4,547.82	20,314.93	17,648.98
2021 JUSTICE COURT BLDG SECURITY	152.36	67.00	560.67	496.00
2021 DA FORFEITURE FUND	.00	.00	.00	.00
2021 ROAD & BRIDGE - PCT. 1	519,079.70	138,071.82	936,167.92	451,793.75
2021 ROAD & BRIDGE - PCT. 2	663,906.90	88,085.90	1,195,993.51	555,811.97
2021 ROAD & BRIDGE - PCT. 3	610,298.54	203,124.87	1,108,129.34	526,937.59
2021 ROAD & BRIDGE - PCT. 4	514,142.58	70,975.16	1,019,167.43	390,686.13
2021 ROAD & BRIDGE - GEN	4,718.38	5,334.70	18,873.62	19,250.87
2021 VICTIM COORDINATOR GRANT	.00	4,530.32	3,691.97	18,260.67
2021 DA FORFEITURE FUND II	24,748.12	9,656.87	48,479.31	17,908.31
2021 CONSTABLE PCT #4 SEIZURE	.39	655.00	2.09	655.00
2021 COUNTY LAW LIBRARY FUND	2,400.69	2,166.48	8,146.25	6,341.64
2021 COUNTY FREE LIBRARY	10,787.73	9,230.39	43,047.78	35,191.41
2021 DIGITIZE RECORDS	1,387.50	.00	4,738.89	.00
2021 SUPPLEMENTAL GUARDIANSHIP	462.32	.00	1,032.40	.00
2021 COUNTY CHILD ABUSE PREVENTION	31.67	.00	76.87	.00
2021 COURT RELATED PROGRAMS	534.03	.00	1,915.74	.00
2021 COUNTY & DISTRICT TECH FUND	139.73	.00	486.23	.00
2021 CAPITALCREDITSECONOMICDEVELOP	23.90	.00	115.93	.00
2021 DISTRICT CLERK TECHNOLOGY FUND	587.02	.00	2,130.80	.00
2021 CHAPTER 19	.00	.00	.00	.00
2021 COUNTY RECORDS FUND	763.30	260.00	2,707.49	860.00

FUND NAME	**** MONTH TO DATE **** REVENUES	**** MONTH TO DATE **** EXPENSES	**** YEAR TO DATE **** REVENUES	**** YEAR TO DATE **** EXPENSES
2021 COUNTY CLERK RECORDS FUND	11,930.61	7,630.31	36,526.45	11,654.71
2021 DISTRICT CLERK RECORDS FUND	319.27	.00	1,135.08	.00
2021 COUNTY CLERK ARCHIVE	11,454.68	.00	36,099.01	.00
2021 PERMANENT IMPROVEMENT FUND	.00	.00	2.05	.00
2021 RIGHT-OF-WAY FUND	.00	.00	.00	.00
2021 TAX ANTICIPATION NOTES	.00	.00	.00	.00
2021 DEBT SERVICE FUND	401,041.93	.00	728,935.96	475,066.80
2021 VZC INDIGENT HEALTH PROGRAM	10,000.00	13,991.70	40,000.00	34,496.36
2021 SOIL CONSERVATION DIST FUND	4.66	62,361.75	435,626.56	499,275.69
2021 APPELLATE JUSTICE SYSTEM FUND	345.00	1,155.00	1,155.00	2,160.00
2021 PAYROLL CLEARING ACCOUNT.	.00	.00	.00	.00
2021 GEN FIXED ASSETS ACCOUNT GRP	.00	.00	.00	.00
2021 LONG TERM DEBT GROUP	.00	.00	.00	.00
2021 VAN ZANDT COUNTY JAIL	11,329.07	252,520.78	659,175.45	488,109.93
2021 VAN ZANDT COUNTY SHERIFF DEPT	459.18	260,854.16	679,523.19	726,375.31
2021 SOLID WASTE GRANT	.00	.00	.00	.00
2021 2020 HAVA CARES ACT	1.01	.00	5.39	18,698.43
2021 FRUITVALE 2011 TXCDBG 710056	.00	.00	.00	.00
2021 BENWHEELERWSC 71348911131115	.00	.00	.00	.00
2021 LITTLEHOPEMOOREWSC713026081315	.00	.00	.00	.00
2021 PRETRIAL SUPERVISION	3,878.45	3,339.87	15,636.21	17,886.54
2021 COMMUNITY SUP & CORRECTIONS	30,558.69	40,302.69	200,082.02	205,360.50
2021 ADULT PROBATION CIVIL	724.49	980.00	4,589.80	5,578.94
2021 HIGH RISK SUBSTANCE ABUSE -CCP	.00	3,751.26	22,543.36	18,849.63
2021 HIGH RISK SEX OFFENDER -CCP	.00	4,387.58	24,481.59	22,052.60
2021 GRANT C COMMIT REDUCTION PROG	.00	219.26-	.00	.00

FUND NAME	***** MONTH TO DATE ***** REVENUES	***** YEAR TO DATE ***** EXPENSES	***** YEAR TO DATE ***** REVENUES	***** YEAR TO DATE ***** EXPENSES
2021 JUVENILE PROBATION FUND	65,011.35	35,942.50	189,357.93	183,677.35
2021 VZCJPD STATE AID GRANT A	39,093.00	41,418.42	247,259.19	187,349.92
2021 VZCJPD - GRANT N	.00	137.57-	.00	.00
2021 D A SUPPLEMENTAL FUND	7,500.00	1,308.36	7,511.34	6,922.52
2021 VOICES - JUV CJD GRANT	.00	.00	.00	.00
2021 ETCOG RESIDENTIAL	.00	.00	1,286.08	1,536.08
2021 JUVENILE PROBATION INTEREST	21.76	.00	79.17	.00
2021 REGIONAL SERVICE ENHANCEMENT	6,967.00	6,401.63	46,905.80	31,978.93
2021 GRANT S	.00	.00	.00	.00
2021 MENTAL IMPAIRMENT CASELOAD	.00	3,711.72	17,236.00	18,995.51
2021 INDIGENT DEFENSE GRANT	.00	3,954.28	11.30	15,160.28
2021 FIRE MARSHAL	20,545.41	45,577.05	63,805.42	63,144.56
2021 TECHNOLOGY RESOURCES	.00	.00	1.07	.00
2021 HAVA ELECTION GRANT	1.02	.00	5.45	.00
2021 GOLDEN WATER SUPPLY CORP	.00	.00	.00	.00
2021 D.A. CHECK COLLECTION FUND	138.15	241.05	521.49	937.33
2021 CONSTABLE #1 TIEOSE FUND	.33	.00	.33	125.00
2021 CONSTABLE #2 TIEOSE FUND	.00	.00	.00	.00
2021 CONSTABLE #3 TIEOSE FUND	.00	.00	.00	.00
2021 CONSTABLE #4 TIEOSE FUND	.00	.00	1.45	582.82
2021 SHERIFF TIEOSE FUND	.60	90.00	3.22	748.13
2021 DA TIEOSE FUND	.00	.00	.00	.00
2021 JUSTICE COURT TECHNOLOGY FUND	509.42	.00	1,914.62	4,271.83
2021 CONTRIBUTION RELIEF FUND	.00	.00	.00	.00
2021 VETERAN'S MEMORIAL WALL FUND	.00	.00	.00	.00
2021 HISTORICAL COMMISSION	365.35	.00	1,637.89	.00

FUND NAME	***** MONTH TO DATE *****		***** YEAR TO DATE *****	
	REVENUES	EXPENSES	REVENUES	EXPENSES
2021 VAN TORNADO-ASSISTANCE	.00	.00	.00	.00
2021 FEMA - DEC 2015 STORM	.00	.00	.00	.00
2021 FEMA APRIL 2016 STORM	.00	.00	.00	.00
2021 HAZARD MITIGATION GRANT	.00	.00	.00	.00
2021 COURTHOUSE PLANNING GRANT	.00	.00	84,714.56-	.00
2021 PRETRIAL INTERVENTION PROGRAM	1,003.35	444.46	8,124.06	1,722.41
2021 SHERIFF JUSTICE FORFEITURE FUN	1.71	.00	9.15	.00
2021 SHERIFF TREASURY FORFEITURE FU	.00	.00	.00	.00
2021 CONSTABLE PCT #1 FORFEITURE FU	.00	.00	.00	.00
2021 VOICES - JUV CJD GRANT	.00	3,612.93	.00	14,164.16
2021 LOCAL TRUANCY PREVENTION & DIV	562.22	75.00	1,927.80	150.00
2021 COVID -19	339,227.90	66,548.72	433,888.18	535,961.84
2021 COUNTY INFRASTURE FUND GRANT	2,637.61	.00	55,769.86	55,757.25
TOTAL	7,308,154.75	1,953,953.46	15,657,910.85	9,059,202.26

ACCOUNT NAME	BEGINNING CASH BALANCE	CASH RECEIPTS	CASH DISBURSEMENTS	ENDING CASH BALANCE
2021 021 ROAD & BRIDGE - PCT. 1	26,072.20	519,019.77	471,012.13-	74,079.84
CASH	455,523.09	30.66	.00	455,553.75
TIME DEPOSIT ON ACCOUNT	1,70,008.78	325,042.26	.00	505,049.04
MBIA MUNICIPAL INVESTORS SERV	651,602.07	834,092.69	471,012.13-	1,034,682.63
FUND TOTALS				
2021 022 ROAD & BRIDGE - PCT. 2	30,362.45	663,787.69	607,829.25-	86,320.89
CASH	444,060.71	29.89	.00	444,090.60
TIME DEPOSIT ON ACCOUNT	532,380.31	535,089.32	.00	1,067,469.63
MBIA MUNICIPAL INVESTORS SERV	1,006,803.47	1,198,906.90	607,829.25-	1,597,881.12
FUND TOTALS				
2021 023 ROAD & BRIDGE - PCT. 3	24,148.66	610,203.15	551,807.37-	82,544.44
CASH	758,226.14	51.04	.00	758,277.18
TIME DEPOSIT ON ACCOUNT	190,007.58	340,044.35	.00	530,051.93
MBIA MUNICIPAL INVESTORS SERV	972,382.38	930,298.34	551,807.37-	1,370,873.55
FUND TOTALS				
2021 024 ROAD & BRIDGE - PCT. 4	24,165.59	514,064.38	463,167.15-	75,062.82
CASH	471,841.03	31.76	.00	471,872.79
TIME DEPOSIT ON ACCOUNT	145,005.87	410,046.44	.00	555,052.31
MBIA MUNICIPAL INVESTORS SERV	641,012.49	924,142.58	463,167.15-	1,101,987.92
FUND TOTALS				
2021 026 ROAD & BRIDGE - GEN	5,422.24	4,718.32	5,481.62-	4,658.94
CASH	1,021.70	.06	.00	1,021.76
TIME DEPOSIT ON ACCOUNT	4,400.54	4,718.38	5,481.62-	5,680.70
MBIA MUNICIPAL INVESTORS SERV	6,443.94	4,718.38	5,481.62-	5,680.70
FUND TOTALS				
2021 035 VICTIM COORDINATOR GRANT	8,589.64-	.00	4,641.95-	13,231.59-
CASH	.00	.00	.00	.00
TIME DEPOSIT ON ACCOUNT	.00	.00	.00	.00
MBIA MUNICIPAL INVESTORS SERV	8,589.64-	.00	4,641.95-	13,231.59-
FUND TOTALS				
2021 036 DA FORFEITURE FUND II	27,131.21	24,746.82	24,010.96-	27,867.07
CASH	12,227.98	15,001.30	.00	27,229.28
TIME DEPOSIT ON ACCOUNT	.00	.00	.00	.00
MBIA MUNICIPAL INVESTORS SERV	39,359.19	39,748.12	24,010.96-	55,096.35
FUND TOTALS				
2021 037 CONSTABLE PCT #4 SEIZURE	760.89	.00	655.00-	105.89
CASH	5,884.15	.39	.00	5,884.54
TIME DEPOSIT ON ACCOUNT	.00	.00	.00	.00
MBIA MUNICIPAL INVESTORS SERV	6,645.04	.39	655.00-	5,990.43
FUND TOTALS				
2021 040 COUNTY LAW LIBRARY FUND	4,585.45	2,396.00	2,166.48-	4,814.97
CASH				

ACCOUNT NAME	BEGINNING CASH BALANCE	CASH RECEIPTS	CASH DISBURSEMENTS	ENDING CASH BALANCE
2021 042 COUNTY FREE LIBRARY	26,703.19	10,787.73	9,006.86	28,484.06
CASH	.00	.00	.00	.00
TIME DEPOSIT ON ACCOUNT	.00	.00	.00	.00
MBIA MUNICIPAL INVESTORS SERV	26,703.19	10,787.73	9,006.86	28,484.06
FUND TOTALS				
2021 047 DIGITIZE RECORDS	9,568.31	1,381.25	.00	10,949.56
CASH	92,963.66	6.25	.00	92,969.91
TIME DEPOSIT ON ACCOUNT	.00	.00	.00	.00
MBIA	102,531.97	1,387.50	.00	103,919.47
FUND TOTALS				
2021 048 SUPPLEMENTAL GUARDIANSHIP	1,578.22	460.00	.00	2,038.22
CASH	34,465.20	2.32	.00	34,467.52
TEXPOOL	36,043.42	462.32	.00	36,505.74
FUND TOTALS				
2021 049 COUNTY CHILD ABUSE PREVENTION	2,416.88	31.12	.00	2,448.00
CASH	8,285.31	55	.00	8,285.86
TIME DEPOSIT ON ACCOUNT	10,702.19	31.67	.00	10,733.86
FUND TOTALS				
2021 050 COURT RELATED PROGRAMS	3,431.77	534.03	.00	3,965.80
CASH	.03	.00	.00	.03
TIME DEPOSIT ON ACCOUNT	.00	.00	.00	.00
MBIA MUNICIPAL INVESTORS SERV	3,431.80	534.03	.00	3,965.83
FUND TOTALS				
2021 052 COUNTY & DISTRICT TECH FUND	1,308.36	139.40	.00	1,447.76
CASH	4,990.83	.33	.00	4,991.16
TIME DEPOSIT ON ACCOUNT	.00	.00	.00	.00
MBIA	6,299.19	139.73	.00	6,438.92
FUND TOTALS				
2021 053 CAPITALCREDITSECONOMICDEVELOP	17,781.18	.00	15,000.00	2,781.18
CASH	311,605.14	20.97	.00	311,626.11
TIME DEPOSIT ON ACCOUNT	20,000.80	15,023.93	.00	35,003.73
MBIA	349,387.12	15,023.90	15,000.00	349,411.02
FUND TOTALS				
2021 054 DISTRICT CLERK TECHNOLOGY FUND	5,736.24	585.00	.00	6,321.24
CASH	30,043.36	2.02	.00	30,045.38
TIME DEPOSIT ON ACCOUNT	.00	.00	.00	.00
MBIA MUNICIPAL INVESTORS SERV	35,779.60	587.02	.00	36,366.62
FUND TOTALS				
2021 055 CHAPTER 19	.00	.00	.00	.00
CASH	.00	.00	.00	.00
TIME DEPOSIT ON ACCOUNT	.00	.00	.00	.00
MBIA	.00	.00	.00	.00
FUND TOTALS				
2021 056 COUNTY RECORDS FUND	5,699.16	753.54	200.00	6,252.70
CASH				

ACCOUNT NAME	BEGINNING CASH BALANCE	CASH RECEIPTS	CASH DISBURSEMENTS	ENDING CASH BALANCE
2021 057 COUNTY CLERK RECORDS FUND	43,668.35	11,914.06	47,630.31	7,952.10
CASH DEPOSIT ON ACCOUNT	226,956.31	40,016.55	.00	266,972.86
MBIA MUNICIPAL INVESTORS SERV	.00	.00	.00	.00
FUND TOTALS	150,823.12	763.30	200.00	151,386.42
2021 058 DISTRICT CLERK RECORDS FUND	3,812.90	318.64	.00	4,131.54
CASH DEPOSIT ON ACCOUNT	9,435.19	.62	.00	9,435.82
FUND TOTALS	13,248.09	319.27	.00	13,567.36
2021 059 COUNTY CLERK ARCHIVE	52,631.40	11,423.00	50,000.00	14,054.40
CASH DEPOSIT ON ACCOUNT	446,814.22	50,031.68	.00	496,845.90
FUND TOTALS	499,445.62	61,454.68	50,000.00	510,900.30
2021 070 PERMANENT IMPROVEMENT FUND	1.09	.96	.00	2.05
CASH DEPOSIT ON ACCOUNT	.96	.00	.96	.00
MBIA MUNICIPAL INVESTORS SERV	.00	.00	.00	.00
FUND TOTALS	2.05	.96	.96	2.05
2021 075 RIGHT-OF-WAY FUND	.00	.00	.00	.00
CASH DEPOSIT ON ACCOUNT	.00	.00	.00	.00
MBIA MUNICIPAL INVESTORS SERV	.00	.00	.00	.00
FUND TOTALS	.00	.00	.00	.00
2021 084 TAX ANTICIPATION NOTES	.00	.00	.00	.00
CASH DEPOSIT ON ACCOUNT	.00	.00	.00	.00
MBIA MUNICIPAL INVESTORS SERV	.00	.00	.00	.00
FUND TOTALS	.00	.00	.00	.00
2021 085 DEBT SERVICE FUND	229,605.79	400,986.19	600,000.00	30,591.98
CASH DEPOSIT ON ACCOUNT	66,090.14	.00	.00	66,090.14
MBIA MUNICIPAL INVESTORS SERV	295,696.00	1,001,041.93	600,000.00	696,737.93
FUND TOTALS	23,360.58	10,024.38	15,298.75	18,086.21
CASH DEPOSIT ON ACCOUNT	104,192.06	.00	.00	104,192.06
MBIA MUNICIPAL INVESTORS SERV	.00	.00	.00	.00
FUND TOTALS	127,552.64	10,024.38	15,298.75	122,278.27
2021 088 SOIL CONSERVATION DIST FUND	48,994.88	.00	6,000.00	42,994.88
CASH DEPOSIT ON ACCOUNT	69,370.67	4.66	.00	69,375.33
MBIA MUNICIPAL INVESTORS SERV	.00	.00	.00	.00
FUND TOTALS	118,365.55	4.66	6,000.00	112,370.21
2021 090 APPELLATE JUSTICE SYSTEM FUND	1,230.35	345.00	1,155.00	420.35

ACCOUNT NAME	BEGINNING CASH BALANCE	CASH RECEIPTS	CASH DISBURSEMENTS	ENDING CASH BALANCE
2021 095 PAYROLL CLEARING ACCOUNT.	194,039.82	.00	.00	194,039.82
CASH	.00	.00	.00	.00
MBIA MUNICIPAL INVESTORS SERV	.00	.00	.00	.00
FUND TOTALS	194,039.82	.00	.00	194,039.82
2021 096 GEN FIXED ASSETS ACCOUNT GRP	.00	.00	.00	.00
MBIA MUNICIPAL INVESTORS SERV	.00	.00	.00	.00
FUND TOTALS	.00	.00	.00	.00
2021 097 LONG TERM DEBT GROUP	.00	.00	.00	.00
MBIA MUNICIPAL INVESTORS SERV	.00	.00	.00	.00
FUND TOTALS	.00	.00	.00	.00
2021 131 VAN ZANDT COUNTY JAIL	110,478.33	176,329.07	285,796.16	1,011.24
CASH	.00	.00	.00	.00
MEDICARE PAYABLE	.00	.00	.00	.00
VOUCHERS PAYABLE	.00	.00	.00	.00
TIME DEPOSIT ON ACCOUNT	1,151,012.68	.00	165,000.00	986,012.68
MBIA MUNICIPAL INVESTORS SERV	1,200,000.00	.00	450,796.16	200,000.00
FUND TOTALS	1,461,491.01	176,329.07	450,796.16	1,187,023.92
2021 132 VAN ZANDT COUNTY SHERIFF DEPT	79,470.90	165,466.22	249,887.13	4,950.01
CASH	962,000.00	.00	165,000.00	797,000.00
TIME DEPOSIT ON ACCOUNT	.00	.00	.00	.00
MBIA MUNICIPAL INVESTORS SERV	1,041,470.90	165,466.22	414,887.13	792,049.99
FUND TOTALS	1,041,470.90	165,466.22	414,887.13	792,049.99
2021 145 SOLID WASTE GRANT	.00	.00	.00	.00
CASH	.00	.00	.00	.00
TIME DEPOSIT ON ACCOUNT	.00	.00	.00	.00
FUND TOTALS	.00	.00	.00	.00
2021 147 2020 HAWA CARES ACT	1,868.76	.00	21.24	1,847.52
CASH	15,032.62	1.01	.00	15,033.63
TDOA	.00	.00	.00	.00
MBIA	16,901.38	1.01	21.24	16,881.15
FUND TOTALS	16,901.38	1.01	21.24	16,881.15
2021 400 FRUITVALE 2011 TXCDBG 710056	.00	.00	.00	.00
CASH	.00	.00	.00	.00
WATER GRANT CASH	.00	.00	.00	.00
FUND TOTALS	.00	.00	.00	.00
2021 401 BENWHELEWSC 71348911131115	.00	.00	.00	.00
FUND TOTALS	.00	.00	.00	.00
2021 402 LITTLEHOPEMOOREWSC713026081315	.00	.00	.00	.00
CASH	.00	.00	.00	.00
WATER GRANT CASH	.00	.00	.00	.00
FUND TOTALS	.00	.00	.00	.00
2021 540 PRETRIAL SUPERVISION	4,971.07	3,870.00	3,360.33	5,480.74
CASH				

ACCOUNT NAME	TD0A	FUND TOTALS	BEGINNING CASH BALANCE	CASH RECEIPTS	CASH DISBURSEMENTS	ENDING CASH BALANCE
2021 541 COMMUNITY SUP & CORRECTIONS			125,632.58	8.45	.00	125,641.03
CASH			17,645.17	30,551.44	41,333.52	6,863.09
PETTY CASH			100.00	.00	.00	100.00
TIME DEPOSIT ON ACCOUNT			330,598.41	22.25	.00	330,620.66
MBIA MUNICIPAL INVESTORS SERV			.00	.00	.00	.00
FUND TOTALS			348,343.58	30,573.69	41,333.52	337,583.75
2021 542 ADULT PROBATION CIVIL			8,089.96	695.00	990.87	7,794.09
CASH			51,154.14	3.44	.00	51,157.58
TD0A			311,319.32	26.05	.00	311,345.37
MBIA			370,563.42	724.49	990.87	370,297.04
FUND TOTALS			8,091.42	.00	.00	4,229.63
2021 543 HIGH RISK SUBSTANCE ABUSE -CCP			7,480.38	.00	4,536.73	2,943.65
CASH			125,000.00	20,000.00	.00	125,000.00
TIME DEPOSIT ON ACCOUNT			100,000.00	.00	.00	120,000.00
MBIA MUNICIPAL INVESTORS SERV			237,813.84	85,011.35	58,561.45	264,263.74
FUND TOTALS			53,150.43	39,093.00	42,642.33	49,601.10
2021 544 HIGH RISK SEX OFFENDER -CCP			4,479.81	.00	.00	4,479.81
CASH			4,479.81	.00	.00	4,479.81
TIME DEPOSIT ON ACCOUNT			.00	.00	.00	.00
MBIA MUNICIPAL INVESTORS SERV			4,479.81	.00	.00	4,479.81
FUND TOTALS			2,320.45	7,511.34	1,421.91	3,768.98
2021 545 GRANT C COMMIT REDUCTION PROG			308.56	.00	.00	308.56
CASH			308.56	.00	.00	308.56
FUND TOTALS			.00	.00	.00	.00
2021 546 JUVENILE PROBATION FUND			12,813.84	65,011.35	58,561.45	19,263.74
CASH			125,000.00	20,000.00	.00	125,000.00
TIME DEPOSIT ON ACCOUNT			100,000.00	.00	.00	120,000.00
MBIA MUNICIPAL INVESTORS SERV			237,813.84	85,011.35	58,561.45	264,263.74
FUND TOTALS			53,150.43	39,093.00	42,642.33	49,601.10
2021 547 VZCJPD STATE AID GRANT A			4,479.81	.00	.00	4,479.81
CASH			4,479.81	.00	.00	4,479.81
TIME DEPOSIT ON ACCOUNT			.00	.00	.00	.00
MBIA MUNICIPAL INVESTORS SERV			4,479.81	.00	.00	4,479.81
FUND TOTALS			2,320.45	7,511.34	1,421.91	3,768.98
2021 549 VZCJPD - GRANT N			2,331.79	7,511.34	1,410.57	3,768.98
CASH			2,331.79	7,511.34	1,410.57	3,768.98
TIME DEPOSIT ON ACCOUNT			11.34	.00	.00	11.34
MBIA MUNICIPAL INVESTORS SERV			.00	.00	.00	.00
FUND TOTALS			2,320.45	7,511.34	1,421.91	3,768.98
2021 550 D A SUPPLEMENTAL FUND			.00	.00	.00	.00
CASH			.00	.00	.00	.00
TIME DEPOSIT ON ACCOUNT			.00	.00	.00	.00
MBIA MUNICIPAL INVESTORS SERV			.00	.00	.00	.00
FUND TOTALS			.00	.00	.00	.00
2021 551 VOICES - JUV CJD GRANT			.00	.00	.00	.00
VOICES - CJD JUV GRANT			.00	.00	.00	.00

ACCOUNT NAME	BEGINNING CASH BALANCE	CASH RECEIPTS	CASH DISBURSEMENTS	ENDING CASH BALANCE
2021 552 ETCCG RESIDENTIAL	961.00-	.00	.00	961.00-
CASH	961.00-	.00	.00	961.00-
FUND TOTALS	961.00-	.00	.00	961.00-
2021 555 JUVENILE PROBATION INTEREST	90.66	1.70	.00	92.36
CASH	90.66	1.70	.00	92.36
TIME DEPOSIT ON ACCOUNT	23,994.39	10.02	.00	24,004.41
MBIA MUNICIPAL INVESTORS SERV	3.99	10.04	.00	14.03
FUND TOTALS	24,089.04	21.76	.00	24,110.80
2021 556 REGIONAL SERVICE ENHANCEMENT	14,945.47	6,967.00	6,687.48-	15,224.99
CASH	14,945.47	6,967.00	6,687.48-	15,224.99
FUND TOTALS	14,945.47	6,967.00	6,687.48-	15,224.99
2021 558 GRANT S	.45	.00	.00	.45
CASH	.45	.00	.00	.45
FUND TOTALS	.45	.00	.00	.45
2021 559 MENTAL IMPAIRMENT CASELOAD	8,951.48	.00	3,966.52-	4,984.96
CASH	8,951.48	.00	3,966.52-	4,984.96
TIME DEPOSIT ON ACCOUNT	.00	.00	.00	.00
MBIA MUNICIPAL INVESTORS SERV	.00	.00	.00	.00
FUND TOTALS	8,951.48	.00	3,966.52-	4,984.96
2021 565 INDIGENT DEFENSE GRANT	13,358.20	.00	4,119.10-	9,239.10
CASH	13,358.20	.00	4,119.10-	9,239.10
TIME DEPOSIT ON ACCOUNT	35,642.64	.00	.00	35,642.64
FUND TOTALS	49,000.84	.00	4,119.10-	44,881.74
2021 567 FIRE MARSHAL	33,311.56	20,530.00	41,230.94-	12,610.62
CASH	33,311.56	20,530.00	41,230.94-	12,610.62
TD0A	92,272.95	6.21	.00	92,279.16
MBIA	75,003.00	35,009.20	.00	110,012.20
FUND TOTALS	200,587.51	55,545.41	41,230.94-	214,901.98
2021 568 TECHNOLOGY RESOURCES	.00	1.07	.00	1.07
CASH	.00	1.07	.00	1.07
TIME DEPOSIT ON ACCOUNT	1.07	.00	1.07-	.00
FUND TOTALS	1.07	1.07	1.07-	1.07
2021 569 HAVA ELECTION GRANT	159.98	.00	.00	159.98
CASH	159.98	.00	.00	159.98
TD0A	15,212.23	1.02	.00	15,213.25
MBIA	.00	.00	.00	.00
FUND TOTALS	15,372.21	1.02	.00	15,373.23
2021 570 GOLDEN WATER SUPPLY CORP	.00	.00	.00	.00
GOLDEN WATER TDHCA 726216	.00	.00	.00	.00
MBIA MUNICIPAL INVESTORS SERV	.00	.00	.00	.00
FUND TOTALS	.00	.00	.00	.00
2021 580 D.A. CHECK COLLECTION FUND	1,063.27	137.44	245.26-	955.45
CASH	1,063.27	137.44	245.26-	955.45
TIME DEPOSIT ON ACCOUNT	10,678.61	.71	.00	10,679.32

ACCOUNT NAME	BEGINNING CASH BALANCE	CASH RECEIPTS	CASH DISBURSEMENTS	ENDING CASH BALANCE
2021 591 CONSTABLE #1 TLEOSE FUND	2,409.43	.00	.00	2,409.43
CASH	.49-	.00	.00	.49-
CASH - CITIZENS NATIONAL	.33	.00	.00	.33
TDOA	.00	.00	.00	.00
MBIA MUNICIPAL INVESTORS SERV	.00	.00	.00	.00
FUND TOTALS	2,408.94	.33	.00	2,409.27
2021 592 CONSTABLE #2 TLEOSE FUND	2,692.48	.00	.00	2,692.48
CASH	.00	.00	.00	.00
CASH OTHER	.00	.00	.00	.00
MBIA MUNICIPAL INVESTORS SERV	.00	.00	.00	.00
FUND TOTALS	2,692.48	.00	.00	2,692.48
2021 593 CONSTABLE #3 TLEOSE FUND	1,359.92	.00	.00	1,359.92
CASH	3,738.50	.00	.00	3,738.50
CASH OTHER - CITY NATIONAL	.00	.00	.00	.00
MBIA MUNICIPAL INVESTORS SERV	.00	.00	.00	.00
FUND TOTALS	5,098.42	.00	.00	5,098.42
2021 594 CONSTABLE #4 TLEOSE FUND	74.81-	100.00	100.00	25.19
CASH DEPOSIT ON ACCOUNT	5,004.59	.00	.00	4,904.59
TIME DEPOSIT ON ACCOUNT	.00	.00	.00	.00
MBIA MUNICIPAL INVESTORS SERV	4,929.78	100.00	100.00	4,929.78
FUND TOTALS	5,004.59	100.00	100.00	4,904.59
2021 595 SHERIFF TLEOSE FUND	825.25	.00	90.00-	735.25
CASH	9,008.28	.60	.00	9,008.88
TDOA	.00	.00	.00	.00
MBIA MUNICIPAL INVESTORS SESRV	9,833.54	.60	90.00-	9,744.14
FUND TOTALS	9,833.54	.60	90.00-	9,744.14
2021 596 DA TLEOSE FUND	1,962.77	.00	.00	1,962.77
CASH	.00	.00	.00	.00
MBIA MUNICIPAL INVESTORS SERV	1,962.77	.00	.00	1,962.77
FUND TOTALS	1,962.77	.00	.00	1,962.77
2021 600 JUSTICE COURT TECHNOLOGY FUND	1,457.91	509.42	.00	1,967.33
CASH DEPOSIT ON ACCOUNT	57,689.29	.00	.00	57,689.29
TIME DEPOSIT ON ACCOUNT	.00	.00	.00	.00
MBIA MUNICIPAL INVESTORS SERV	59,147.20	509.42	.00	59,656.62
FUND TOTALS	59,147.20	509.42	.00	59,656.62
2021 800 CONTRIBUTION RELIEF FUND	.00	.00	.00	.00
CASH	16,082.93	.00	.00	16,082.93
CASH DEPOSIT ON ACCOUNT	.93	.00	.00	.93
TIME DEPOSIT ON ACCOUNT	.00	.00	.00	.00
FUND TOTALS	16,082.93	.00	.00	16,082.93
2021 802 VETERAN'S MEMORIAL WALL FUND	.00	.00	.00	.00
CASH	.00	.00	.00	.00
CASH DEPOSIT ON ACCOUNT	.00	.00	.00	.00
TIME DEPOSIT ON ACCOUNT	.00	.00	.00	.00
FUND TOTALS	.00	.00	.00	.00
2021 803 HISTORICAL COMMISSION CASH	3,867.62	365.00	.00	4,232.62
HISTORICAL COMMISSION				
CASH				

ACCOUNT NAME	BEGINNING CASH BALANCE	CASH RECEIPTS	CASH DISBURSEMENTS	ENDING CASH BALANCE
2021 804 VAN TORNADO-ASSISTANCE-CASH	5,284.92	365.35	.00	5,285.27
TIME DEPOSIT ON ACCOUNT	9,152.54	.00	.00	9,152.54
FUND TOTALS	14,437.46	365.35	.00	14,802.81
2021 805 FEMA - DEC 2015 STORM	.00	.00	.00	.00
CASH	.00	.00	.00	.00
TIME DEPOSIT ON ACCOUNT	.00	.00	.00	.00
FUND TOTALS	.00	.00	.00	.00
2021 806 FEMA APRIL 2016 STORM	.00	.00	.00	.00
CASH	.00	.00	.00	.00
TIME DEPOSIT ON ACCOUNT	.00	.00	.00	.00
FUND TOTALS	.00	.00	.00	.00
2021 807 HAZARD MITIGATION GRANT	.00	.00	.00	.00
CASH	.00	.00	.00	.00
TIME DEPOSIT ON ACCOUNT	.00	.00	.00	.00
MBIA MUNICIPAL INVESTORS SERV	.00	.00	.00	.00
FUND TOTALS	.00	.00	.00	.00
2021 808 COURTHOUSE PLANNING GRANT	84,714.56	.00	.00	84,714.56
CASH	.00	.00	.00	.00
WATER GRANT CASH	84,714.56	.00	.00	84,714.56
FUND TOTALS	84,714.56	.00	.00	84,714.56
2021 809 PRETRIAL INTERVENTION PROGRAM	12,132.89	1,000.00	448.47	12,684.42
CASH	49,848.42	3.35	.00	49,849.84
TIME DEPOSIT ON ACCOUNT	61,979.38	1,003.35	448.47	62,534.26
FUND TOTALS	12,132.89	1,003.35	448.47	12,684.42
2021 810 SHERIFF JUSTICE FORFEITURE FUN	870.00	.00	.00	870.00
CASH	25,449.34	1.71	.00	25,451.05
TIME DEPOSIT ON ACCOUNT	26,319.34	1.71	.00	26,321.05
FUND TOTALS	870.00	1.71	.00	871.71
2021 811 SHERIFF TREASURY FORFEITURE FU	.00	.00	.00	.00
CASH	.00	.00	.00	.00
TIME DEPOSIT ON ACCOUNT	.00	.00	.00	.00
FUND TOTALS	.00	.00	.00	.00
2021 812 CONSTABLE PCT #1 FORFEITURE FU	500.00	.00	.00	500.00
CASH	.00	.00	.00	.00
TIME DEPOSIT ON ACCOUNT	500.00	.00	.00	500.00
FUND TOTALS	500.00	.00	.00	500.00
2021 813 VOICES - JUV CJD GRANT	10,081.56	.00	3,773.02	13,854.58
VOICES - CJD JUV GRANT	.00	.00	.00	.00
TIME DEPOSIT ON ACCOUNT	10,081.56	.00	3,773.02	13,854.58
FUND TOTALS	10,081.56	.00	3,773.02	13,854.58
2021 814 LOCAL TRUANCY PREVENTION & DIV	5,583.94	562.22	.00	6,146.16
CASH	.00	.00	.00	.00
TIME DEPOSIT ON ACCOUNT	5,583.94	562.22	.00	6,146.16

ACCOUNT NAME	BEGINNING CASH BALANCE	CASH RECEIPTS	CASH DISBURSEMENTS	ENDING CASH BALANCE
2021 815 COVID -19	359,678.17-	339,227.90	19,199.43-	39,649.70-
CASH		.00	.00	47.50
TIME DEPOSIT ON ACCOUNT	47.50	.00	.00	
MBTA MUNICIPAL INVESTORS SERV		.00	.00	
FUND TOTALS	359,630.67-	339,227.90	19,199.43-	39,602.20-
2021 816 COUNTY INFRASTRUCTURE FUND GRANT	2,625.00-	2,637.61	.00	12.61
CASH		.00	.00	.00
TIME DEPOSIT ON ACCOUNT	.00	.00	.00	.00
MBTA MUNICIPAL INVESTERS SERV		.00	.00	
FUND TOTALS	2,625.00-	2,637.61	.00	12.61
GRAND TOTALS	14,774,358.14	14,827,854.35	9,455,351.37-	20,146,861.12